

**AMBIENT MONITORING REPORT
STATE 30-16 PAD
KERR-MCGEE OIL & GAS ONSHORE LP**

Prepared For:

Kerr-McGee Oil & Gas Onshore LP
1099 18th St #1800
Denver, Colorado 80202

Prepared By:

Montrose Air Quality Services, LLC
990 W. 43rd Avenue
Denver, Colorado 80211

Document Number:	085AA-011278-RT-294
Reporting Period:	January 10 through January 16, 2023
Report Date:	January 17, 2023

Table of Contents

PROJECT OVERVIEW	3
<i>Summary.....</i>	<i>3</i>
<i>Project Scope.....</i>	<i>3</i>
<i>Contact Information</i>	<i>3</i>
<i>Sampling Locations for Monitoring.....</i>	<i>4</i>
<i>Summary of Down Time or Equipment Malfunction</i>	<i>5</i>
<i>Summary of Investigations and Response.....</i>	<i>5</i>
<i>On-Site IR Inspections</i>	<i>5</i>
<i>Discussion of Results</i>	<i>5</i>
SUMMARY OF RESULTS	7
<i>Figure 1 – State 30-16HZ VOC Data</i>	<i>7</i>
<i>Figure 2 – State 30-16HZ Meteorological Data</i>	<i>8</i>

Project Overview

Summary

Montrose Air Quality Services, LLC (Montrose) was contracted by Kerr-McGee Oil & Gas Onshore LP (Kerr-McGee) to conduct air monitoring at the State 30-16HZ Pad. This report covers the reporting period from January 10 through January 16, 2023. Facility monitoring commenced on September 10, 2021. Air Monitoring was conducted in accordance with applicable portions of the Kerr-McGee Air Monitoring Program that has been approved by Colorado Department Public Health and Environment (CDPHE). There were no readings from the continuous PID analyzers above the Investigation Levels.

Operation and maintenance of the PID analyzer followed procedures in the Quality Assurance Project Plan (QAPP) provided in the Kerr-McGee Air Monitoring Program. The analyzer used in this monitoring program was last calibrated on December 14, 2022 in accordance with the QAPP.

Project Scope

The PID analyzer used at the State 30-16HZ Pad (named “SPOD”) was manufactured by SENSIT. The sensor is solar powered and transmits data to the data platform via LTE cell technology. The data is 128-bit encrypted during transmission. One (1) sensor monitored for VOCs and meteorological parameters during the reporting period. All sampling was performed by Montrose.

Contact Information

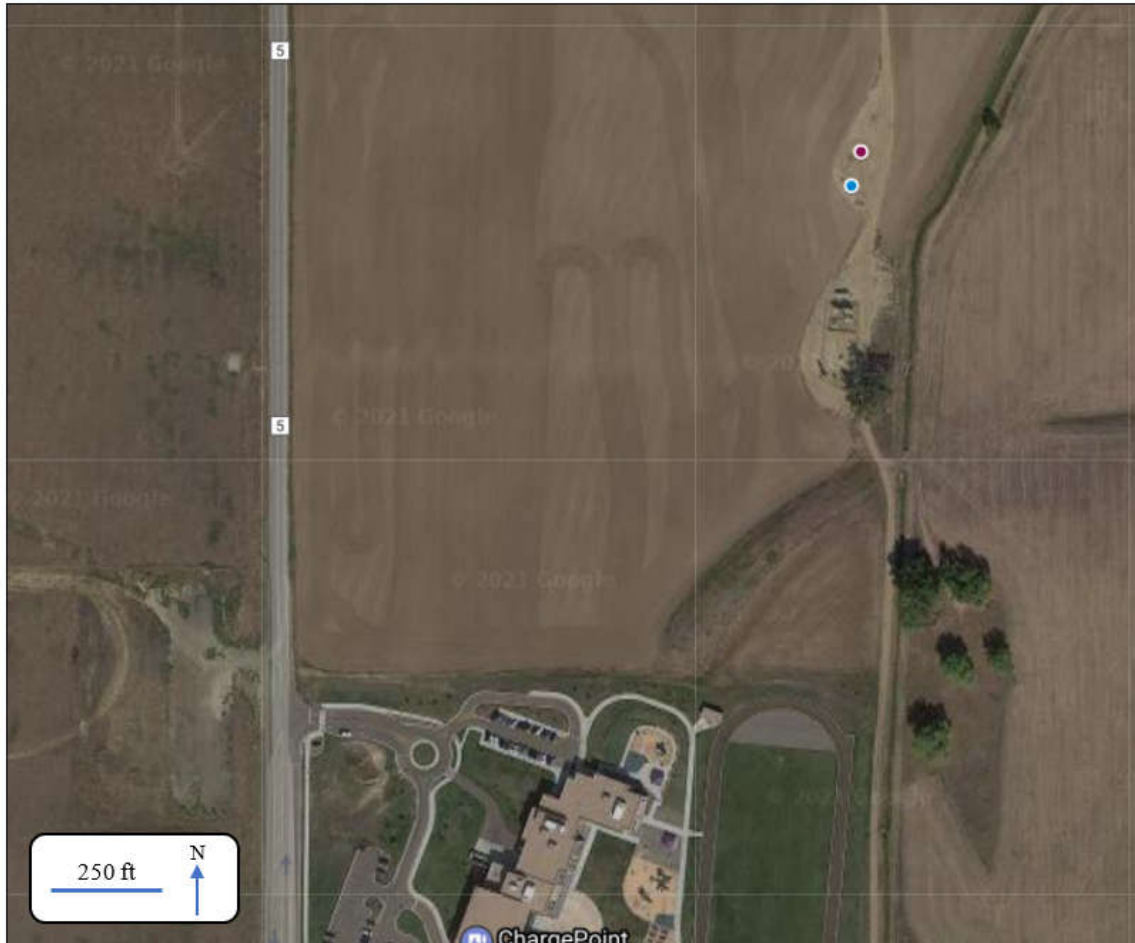
The contact information for each of the principal parties is summarized in the tables below:



<p>Chad Schlichtemeier Oxy USA Inc. 1099 18th Street Denver, CO 80202 Phone: (720) 929-6867 E-mail: Chad_Schlichtemeier@Oxy.com</p>

<p>James Garrett Montrose Air Quality Services, LLC 990 West 43rd Ave Denver, CO 80216 Phone: (303) 670-0530 E-mail: Jagarrett@Montrose-Env.com</p>

Sampling Locations for Monitoring

Sampling locations are labeled by ID on the map below.



Location Tag	Description
	State Pad Monitoring Wells
	PID Analyzer

GPS coordinates of the locations are listed in the following table.

Location	GPS Coordinates	Monitoring Technology
State Pad Monitoring Wells	40.05433, -105.01451	NA
PID Analyzer	40.05417, -105.01459	PID Analyzer

Summary of Down Time or Equipment Malfunction

The PID Analyzer data recovery, which includes equipment malfunctions, during the reporting period are shown in the table below.

PID Analyzer Data Recovery	97.0%
-----------------------------------	-------

Summary of Investigations and Response

The Kerr-McGee Air Monitoring Program establishes Investigation Levels for the continuous monitors. If an Investigation Level is triggered, the monitoring program outlines an Investigation Level Response for each level.

During this reporting period, there were no continuous monitor readings that exceeded an Investigation Level.

Investigation Level 3: No notifications to Town of Erie within forty-eight (48) hours of responsive action(s) taken as a result of recorded values in excess of the Investigation Level 3 were required.

On-Site IR Inspections

Inspections are being conducted by the Oxy IR Team at the State Well 30-16 Pad using an optical gas imaging camera or more commonly referred to as an IR camera. The IR camera detects hydrocarbons, which includes methane, and volatile organic compound (VOC) emissions.

An IR inspection was conducted recently at the State Well 30-16 and no emissions were detected during the inspection.

Discussion of Results

The 15-minute block averages for the PID VOC results for the air sampling can be found in Figure 1.

Meteorological data, collected on the PID analyzer onsite, for the reporting period can be found in the Figure 2.

Prepared by:



James Garrett

Summary of Results

Figure 1 – State 30-16HZ VOC Data

The graph below is shown for the PID Analyzer installed at the State 30-16HZ facility during the reporting period and is plotted with 15-minute averages.

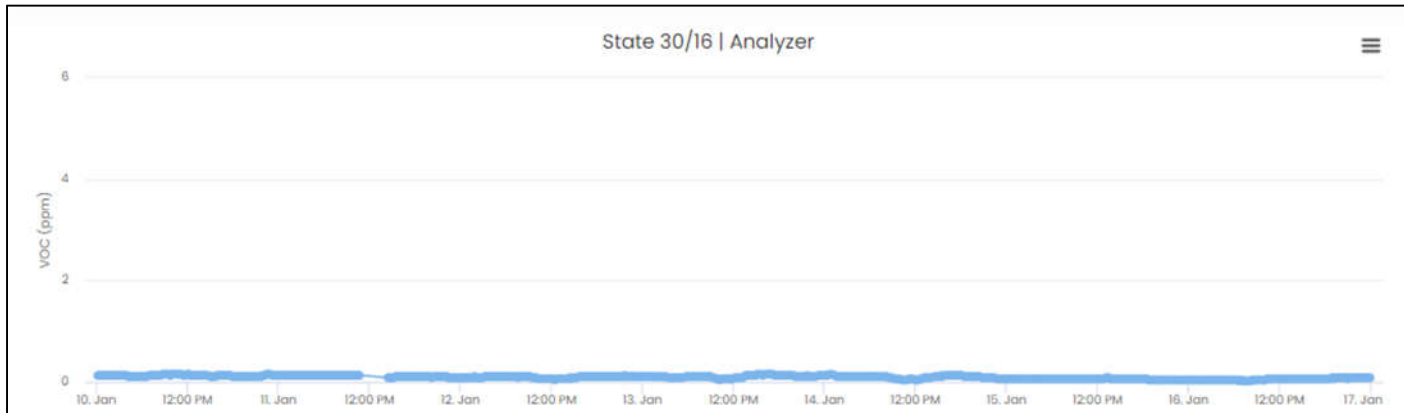


Figure 2 – State 30-16HZ Meteorological Data

The wind rose below is shown for State 30-16HZ facility and is plotted with 15-minute averages.

